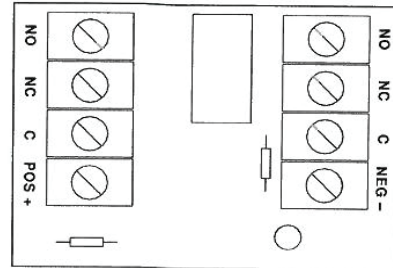


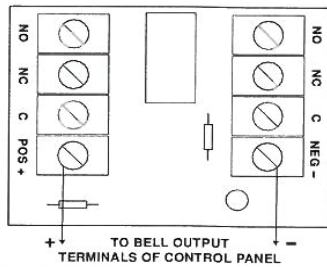
1 Specifications

- 24VDC operation
- Current draws: 40mA
- 5 amp/220VAC or 28VDC DPDT contacts

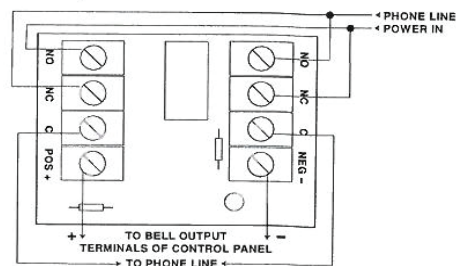
Board dimensions (approximate): 2.75" L x 2" W x 1" H



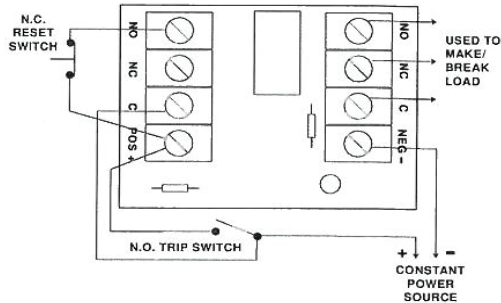
Dry Contacts



Polarity Reversal



Latching Dry Contacts



Line Seizure

